

# The National Health Insurance System



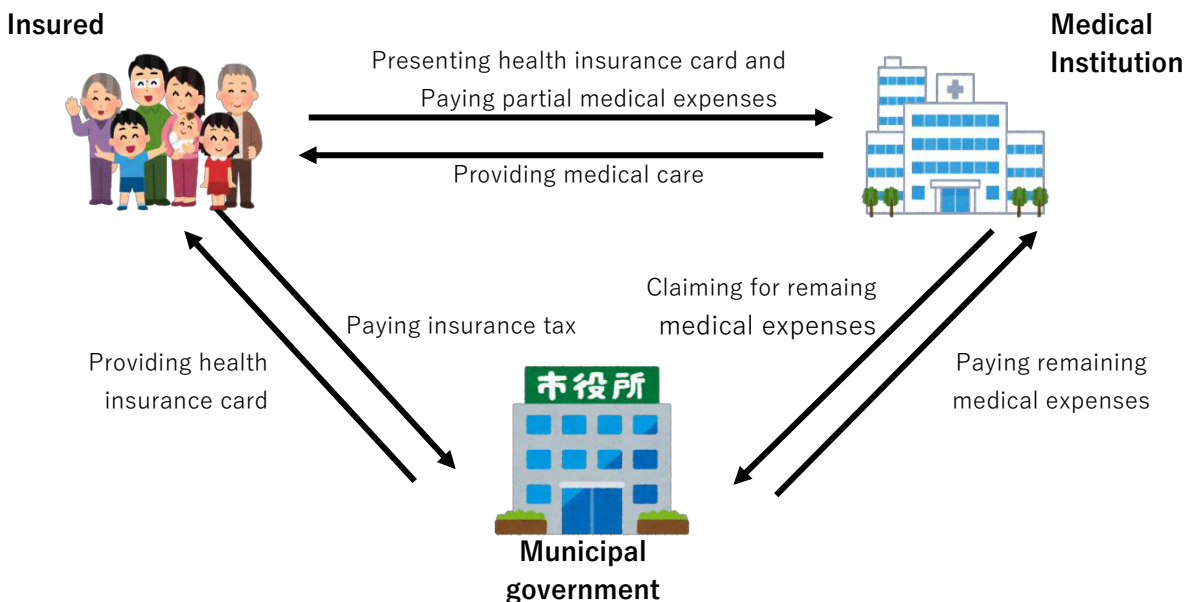
All residents of Japan are required to join a health insurance program. The national health insurance system(NHI) is a public medical insurance system to be joined by people who are not in the following cases.

- Those joining a health insurance program at their workplace
  - Those enrolled in a health insurance program at their family member's workplace as a dependent
  - Those with a period of stay in Japan for three months or less
  - Those aged 75 years or older
  - Those receiving public assistance benefits
- etc.

Everyone who is enrolled in the NHI pays insurance taxes that is used to share the burden of medical expenses.


In exchange, everyone who enrolled in the NHI receive medical care by paying a part of total medical fees, when they get sick or injured.

## ◆System of NHI



## ◆National Health Insurance Card

Once you enrolled NHI, you will receive a health insurance card. When you get your health insurance card check it to your name, address, birth date, and other information is correct. If you get sick or injured and go to medical institution, be sure to present your health insurance card to medical institution. Your health insurance card can be used by yourself, so never lend or borrow a health insurance card.



## ◆National Health Insurance Tax

Insurance taxes are calculated on a monthly basis starting from the month that membership was obtained and are calculated based on the total income of the previous year.

After enrolled NHI, you will receive the payment notification and payment slips(※) middle of the following month. The notification will be sent to the household owner responsible for payments. When you receive payment slips, make sure to pay them by the due date.

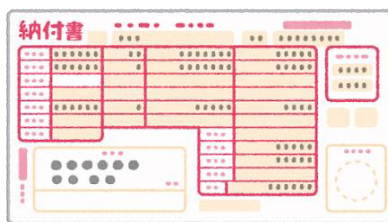
※ If you joined NHI from April to May, you will receive them middle of July.

There are two payment methods of insurance taxes.

### • **Payment slips**

Take the payment slip you receive to bank, post office, convenience store(※), or municipal payment counter to pay your bill.

※ You can pay at convenience store only before due date.



### • **Bank transfer**

The insurance taxes are automatically withdrawn from your savings account.

Once, you set it up, the automatic payments will continue even into the next fiscal year.

If you don't pay insurance taxes by the due date, reminder will be mailed, and late charges will add.

Continued non-payment, instead of a standard NHI card, a temporary NHI card which have shorter term of validity may be issued. Also, your property may be sized.

Non-payments of large-sum taxes or delinquency for a period may adversely affect your visa renewal.

◆Please make sure to submit notifications to the NHI section within 14 days in following cases.

#### Enrollement

- when moving in
- when leaving other health insurance program                      etc.

#### Cancellation

- when moving to another municipality
- when joining other health insurance program                      etc.

Insurance and Pension Division, Kami City Hall

TEL 0887-53-3115